



# Cat Fitting & Showmanship

WASHINGTON STATE UNIVERSITY EXTENSION



4-H 

WASHINGTON STATE UNIVERSITY  
EXTENSION



This is a class that is unique to 4-H, the most important class a 4-H member can enter. This class is designed to teach members how to present themselves, how to prepare their cat for showing, how to handle it safely, to show an understanding of what a judge is looking for, and to show a knowledge of cats.

---

# Member

**APPEARANCE:** Should be neat, clean, and tidy!! Professional, business attire suitable for an interview is advised. The member's attire should NOT interfere with or distract from the showing of the cat.

- Long sleeves must be worn. This is a safety issue.
- Shoes should be closed toe and flat heeled.
- No large pictures or words on shirts.
- No jewelry that dangles or that might injure the member or the cat. (Shower bands at State Fair are acceptable.)
- Hair should not hang in such a way as to block the judge's view.
- Nail polish is fine as long as it is fresh and not chipped.
- NO chewing gum!

**ATTENTIVE:** Member should stand quietly in front of their cat's cage, paying attention to what is happening in the show ring—NOT socializing, talking, or playing with their cat.

**COURTEOUS:** Member should introduce him/herself—suggest only a first name or they may wish to omit their name and say the name of their cat—tell what year they are in the cat project, and their number.

- Member should be polite to those around them and to the judge.

The member should remain prepared to be called back to the show ring until the class is finished and awards have been presented.

---

# Equipment

The harness and leash are to be clean. The harness should be unable to slip off but not too tight as to be uncomfortable for the cat. The leash should be 2½ to 3½ feet long and light weight. Heavy or cumbersome (braided) leashes are not recommended. The leash should not be wrapped around the hand or wrist.

---

# Showmanship



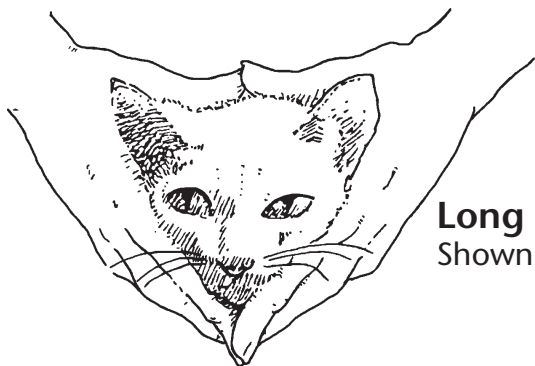
The member should always show calm, quiet control of the cat regardless of what the cat is doing. The leash must be secured on the wrist and kept safely out of the way.

When the member's number is called, they should hold their cat in a safety carry when approaching the judge's table. In the safety carry, the cat's forelegs are grasped between the thumb and fingers with 1 or 2 fingers between the cat's forelegs. The cat's chest is supported in the palm of the hand. The cat's rump and rear legs are either tucked under the elbow against the member's body or riding on the hip with their opposite hand grasping the nape of

the cat's neck or they may hold the cat's rear legs in the same manner as the forelegs.

# At the judge's table, \_\_\_\_\_

The cat is then posed on the judging table in a sitting or standing position facing the judge. The cat's conformation is shown in this order: head shape (long face or round face); body type (long, moderate, or cobby); coat texture; and tail (or lack of tail).



**Long Face**  
Shown in triangular shape

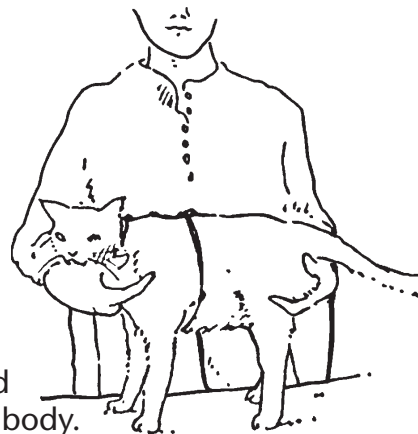


**Round Face**  
Shown in round or oval shape



**Long Body**  
Should be somewhat stretched to accent the body.

**Moderate Body**  
Should be stood up square, neither stretched nor blocked.




**Cobby Body**  
Should be blocked to show compact body.

## Coat Texture

Keeping cat with its side toward the judge, run hand against the lay of the coat and then back down the body to smooth it down.

## Tail


Run fingers from the base to the tip or by showing lack of tail.



---

# Condition

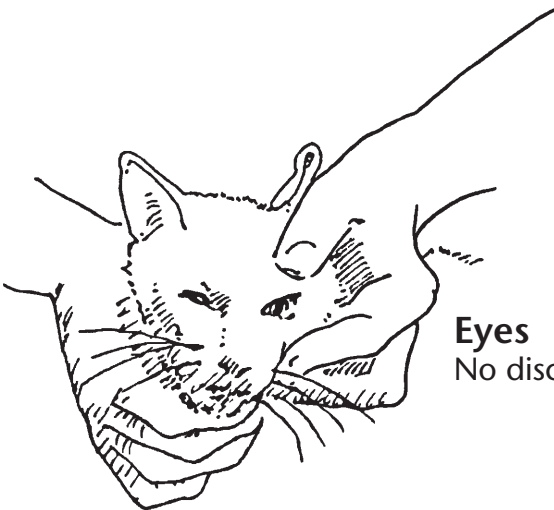
The cat is to be placed in front of the member facing the judge and is to remain in this position until the cleanliness of the coat is shown.



**Teeth and gums**  
No tartar on molars;  
healthy gums.



**Nose**  
Clean



**Eyes**  
No discharge



**Ears**  
No dark  
discharge  
or redness.

## Claws

(may be clipped,  
declawed, or capped)

Slide hand down over the shoulder and leg, grasp the paw and gently squeeze it to show the claws. Do this on all four paws unless the judge requests otherwise. The cat may be turned sideways at this time.



## Coat

Then hold the cat on its rump with its belly facing the judge. Ruffle the coat to show the coat is clean, well-groomed, and free of flea dirt.

## Questions

---


The judge may ask the member to return the cat to its show cage or not (depending on the cat's behavior). The member is to stand in front of the judge. Five questions (each from a different category) will be asked according to what year in the 4-H cat project the exhibitor is in. These questions will be supplied to the judge. The member is to answer to the best of their ability. Preferably, the member's responses will be in the form of a sentence and include both the question and the answer.

When dismissed by the judge, the member is to pick up the cat in the safety carry and return it to the show or benching cage, whichever one the judge indicates.

## Final Awards

---

Remember to remain prepared to be called back until the class is finished and final awards have been distributed. This means remaining in the benching area and wearing appropriate attire. To qualify for a final award, a score of 85 or higher is needed.



## 4-H Cat Project Fitting & Showmanship Score Sheet

90-100 = Blue  
80-89 = Red  
70-79 = White  
69 & Under = Participation

#	Yrs. in project	Exhibitor Name	Exhibitor 20 pts.	Showing of Cat Showmanship 30 pts.	Presentation & Appearance 35 pts.	Knowledge of Exhibitor 15 pts.	Total Available	RIBBON PLACING	CLASS PLACING
			Neat, clean, appropriate attire 10	Control, harness fits, leash on wrist 10	Showing mouth, teeth, & gums 3	Cat Health/Care 3	3		
			Attentive 5	Picking up & carrying of cat 4	Showing mouth, teeth, & gums 3	General Knowledge (history, colors, etc.) 3	3		
			Courteous 5	Showing head shape 4	Ears clean 2	Cat Breeds & Showing 3	3		
		Comments→		Showing body type 4	Showing ears 2	Cat Anatomy 3	3		
		Comments→		Showing tail (lack of) 4	Condition of nose & eyes 2	4-H Knowledge 3	3		
		Comments→		Showing coat texture 4	Showing eyes 2				
		Comments→		Showing coat texture 4	Showing nose 2				
		Comments→		Showing coat texture 4	Showing nose 2				
		Comments→		Showing coat texture 4	Showing nose 2				
		Comments→		Showing coat texture 4	Showing nose 2				
		Comments→		Showing coat texture 4	Showing nose 2				
		Comments→		Showing coat texture 4	Showing nose 2				
		Comments→		Showing coat texture 4	Showing nose 2				
		Comments→		Showing coat texture 4	Showing nose 2				
		Comments→		Showing coat texture 4	Showing nose 2				
		Comments→		Showing coat texture 4	Showing nose 2				
		Comments→		Showing coat texture 4	Showing nose 2				

**4-H Cat Project  
Household Pet Score Sheet**

90-100 = Blue  
 80-89 = Red  
 70-79 = White  
 69 & Under = Participation

#	Cat's Name	Sex	Age	Color	Cat's Beauty 15 pts.		Cat's Personality 20 pts.		Cat's Balance/ Proportion 15 pts.		Cat's Condition/Health 50 pts.						100	RIBBON PLACING	DIVISION PLACING	CLASS PLACING												
					Comments	Score	Comments	Score	Comments	Score																						
15	Score	Comments																	15	5	5	10	15	Total Available	RIBBON PLACING	DIVISION PLACING	CLASS PLACING					
		Score	Comments																	Coat is clean & well groomed (fleas/flea dirt may receive Red Ribbon)	Teeth/gums clean & healthy	Eyes & nose clear	Ears clean, free of mites					Toenails/claws clipped				
			Score	Comments																									Score	Score	Score	Score
15	Score	Comments																	Score	Score	Score	Score	Score	Total Available	RIBBON PLACING	DIVISION PLACING	CLASS PLACING					
		Score	Comments																									Score	Score	Score	Score	
			Score	Comments																												Score





WASHINGTON STATE  
 UNIVERSITY  
EXTENSION

Written by the following 4-H volunteers: Nancy Stewart, Betty Stewart, and Kris Dustin, King County; Jo Brown, Pierce County; Kathryn Lawliss and Jean Swift, Skagit County; Kay Hanvey, Thurston County.

You may order copies of this and other publications from WSU Extension Publishing, at 1-800-723-1763 or <http://pubs.wsu.edu>.

Issued by Washington State University Extension and the U.S. Department of Agriculture in furtherance of the Acts of May 8 and June 30, 1914. Extension programs and policies are consistent with federal and state laws and regulations on nondiscrimination regarding race, sex, religion, age, color, creed, and national or ethnic origin; physical, mental, or sensory disability; marital status or sexual orientation; and status as a Vietnam-era or disabled veteran. Evidence of noncompliance may be reported through your local WSU Extension office. Trade names have been used to simplify information; no endorsement is intended. Reviewed August 2015.

EM4810E

